

The background features a series of concentric circles in light gray, some solid and some dashed, creating a ripple effect. A large red speech bubble is centered on the page, containing the title and author information.

Cat VS Man

Showdown Part II

By: Cecelia Vicoli

Image Capture




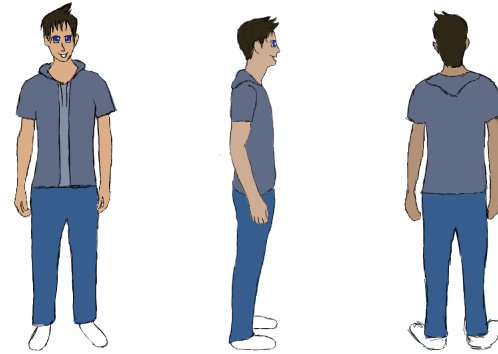

- For my Senior Project I decided to create a 2D Animation with Roto-scoping and frame by frame.
- It's a short clip about my Cat Piper spilling a bottle of wine all over the floor and my boyfriend coming home and catching her making a mess.
- She is always doing something to annoy him but he loves her anyway.
- I wanted to have a completely colored short with sound and credits.

Pre-Production




- One of my challenges during this assignment was working with Piper and trying to get her to move the way I wanted her too for the roto-scoping sections.
- I used a laser pointer and treats to get some of the video of her that I needed, and it ended up working well.
- Working with an animal was definitely a challenge but it was very rewarding to see the results.

Pre-Production



- I started with concept art and shooting my videos.
- I drew out how I wanted my characters to look, the backgrounds and had my friend Ivette help me with the cat noises.
- I originally wanted to have a dream fight scene with Michael and Piper but realizing my time restraints I was able to come up with a good alternative.
- I wanted something fun and lighthearted that showed the relationship between cat and owner.

Production



- Then came production. I took the videos I shot and put them into my individual scenes and started tracing and drawing
- There were some scenes I couldn't roto-scope so I did Frame by Frame to complete the project.
- I used a new program for myself called Toon Boom Harmony and Dana was very helpful in guiding me through learning the program.
- It was easy to use and I liked being able to adjust the camera view.
- I was able to add my sounds and export all my scenes out as .MOV.

Roto-scope Video

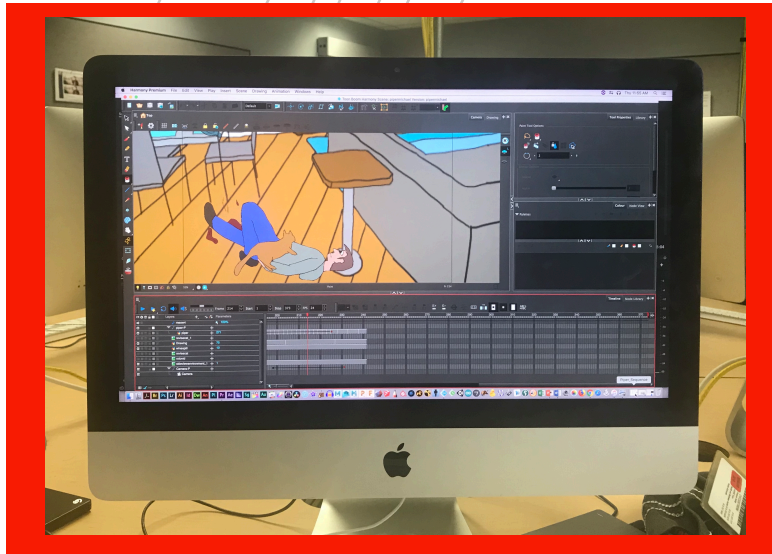


- Piper is a very big part of my life and was instrumental in me staying down in Florida. I was in a brand new city and new school very far away from home.
- She was a comfort to me in times of stress and doubt.
- My Boyfriend Michael has been an amazing support and inspiration throughout my time at UT and couldn't asked for a better man in my life.
- Even with the day to day scrapping between the two of them I love them both and they keep me balanced, focused and happy.



- I had to shoot multiple videos with piper in order to get the right angles and movement.
- I also worked on different color palettes in order to see what worked and got really good advice from Santiago and Dana on which route to go.
- Dana was very helpful in getting me down the right path to a finished product with the time restraints I had.
- Having done this process one other time in my Animation II class I have learned and definitely improved in knowing my own speed and what I can accomplish in specific time frames.
- I enjoy drawing and working with computers.
- In the last two years I have learned that I really enjoy the pre-production and production side of 2D Animation and I plan on continuing to practice and learn more to land my dream job.

Post Production



- In my post-production I took all of my individual scenes and dropped them into premiere to start putting everything together.